



**COVID-19**  
**DECEMBER, 2022**  
**WALLINGFORD HEALTH DEPARTMENT**

December 31<sup>st</sup>, 2022

Daniela Babcock, B.S.

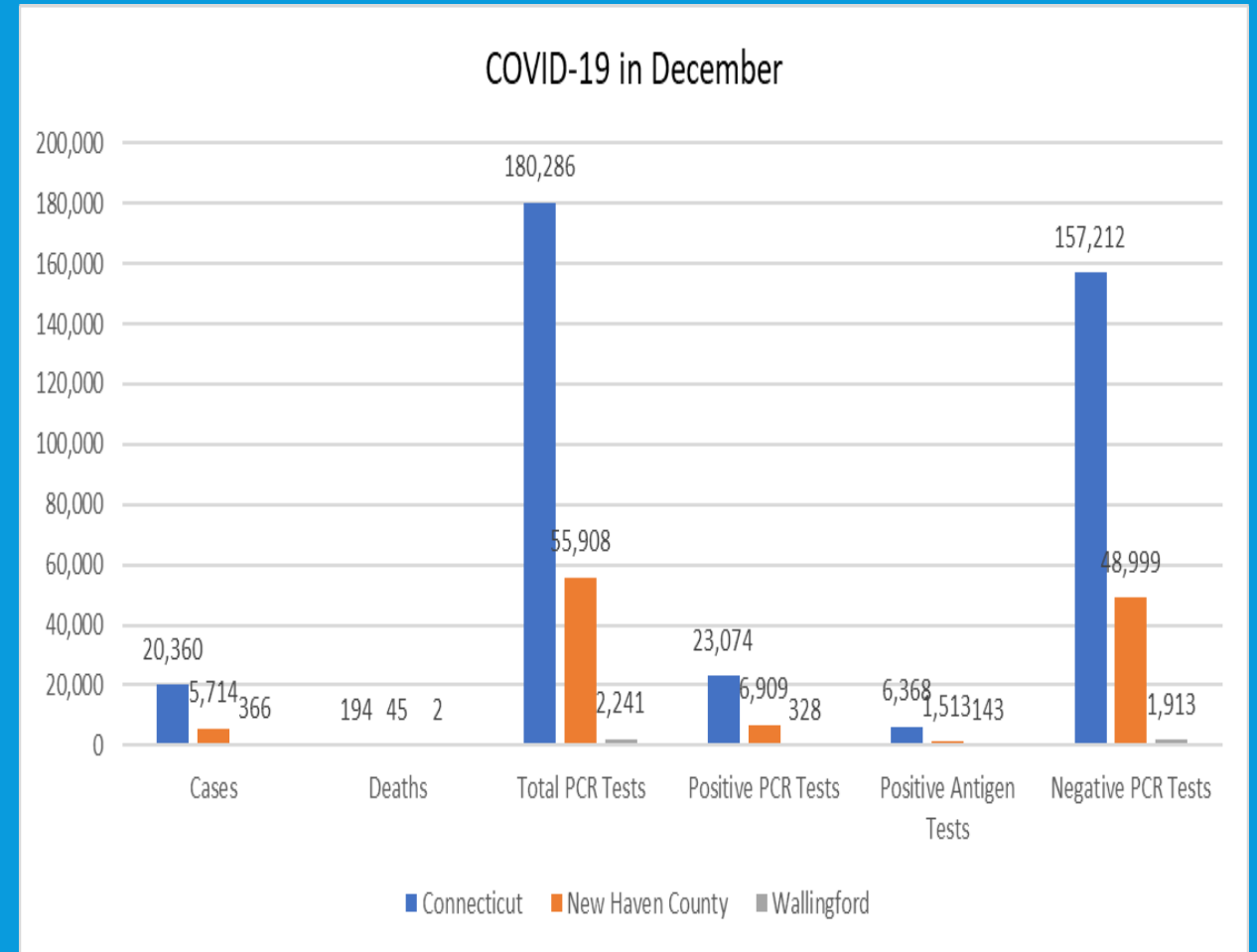
Epidemiologist

\*Data is ongoing and subject to change



# COVID-19 IN DECEMBER, 2022

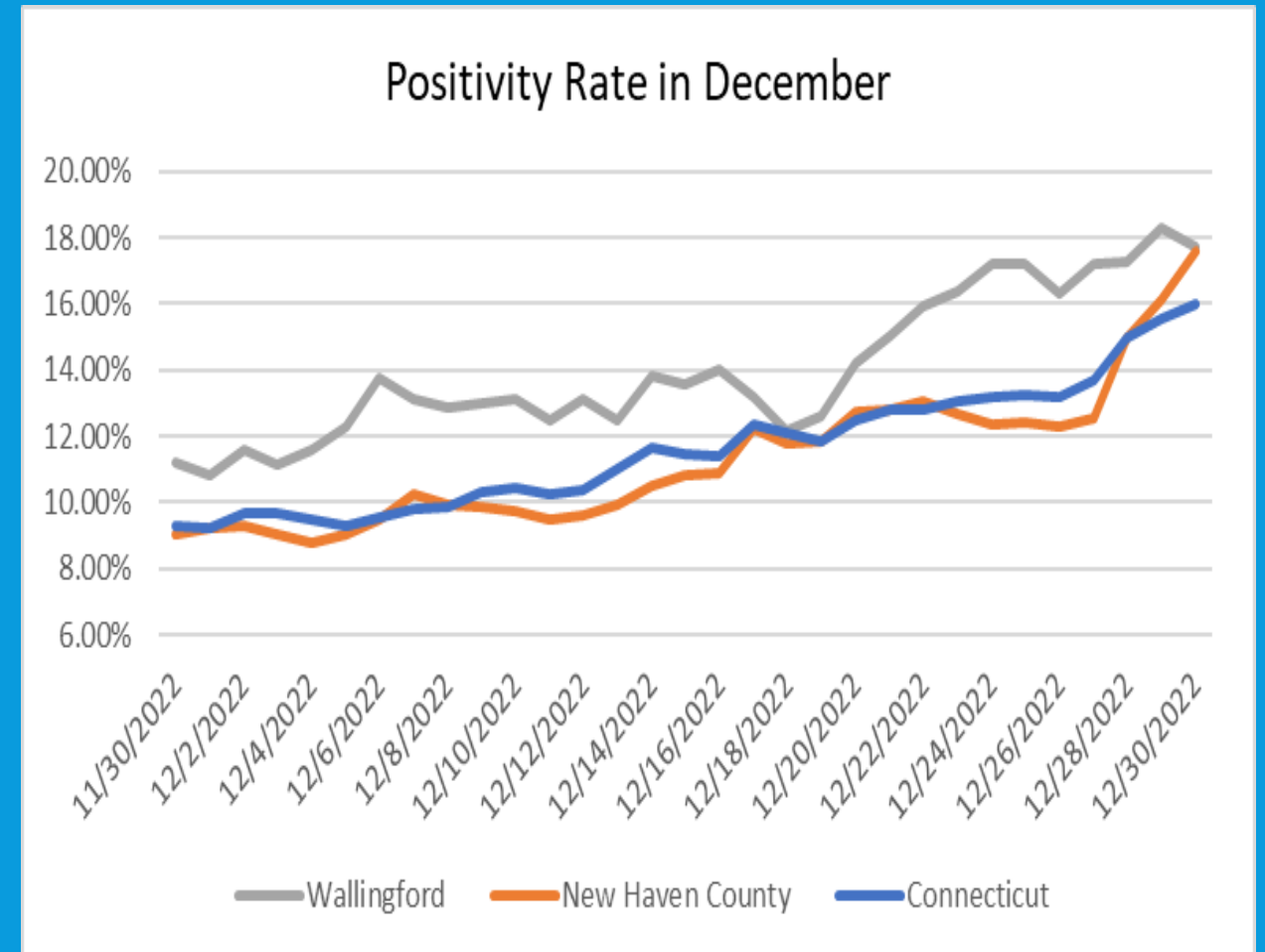
- During the month of December, 2022, Connecticut reported 20,360 COVID-19 cases, New Haven County reported 5,714 and Wallingford reported 366 cases.
- Wallingford represents 1.80% of the cases in Connecticut, and 6.41% of the cases in New Haven County.
- Connecticut reported 194 COVID-19 fatalities, 45 in New Haven County and 2 in Wallingford.
- Wallingford represents 1.03% of the fatalities in Connecticut, and 4.44% of the fatalities in New Haven County.





# COVID-19 IN DECEMBER, 2022

- During the month of December, 2022, the positivity rate increase from the beginning to the end.
- In December 1<sup>st</sup>, 2022, in Connecticut, New Haven County and Wallingford, the positivity rate (only NAAT Tests) started at 9.21%, %, 9.23% and 10.81%, consecutively.
- By December 30<sup>th</sup>, 2022, the positivity rate increased at the three locations, at 15.96%, 17.61% and 17.69%, consecutively.
- Important to know:
  - Percent positivity help assess disease spread in the community.
  - A high percent positivity means high coronavirus infection rates, therefore, high community transmission. More testing should be done, and restrictions should be follow to reduce COVID-19 transmission.
  - A low percent positivity is < 5%.
  - A high percent positivity is  $\geq 10\%$ .

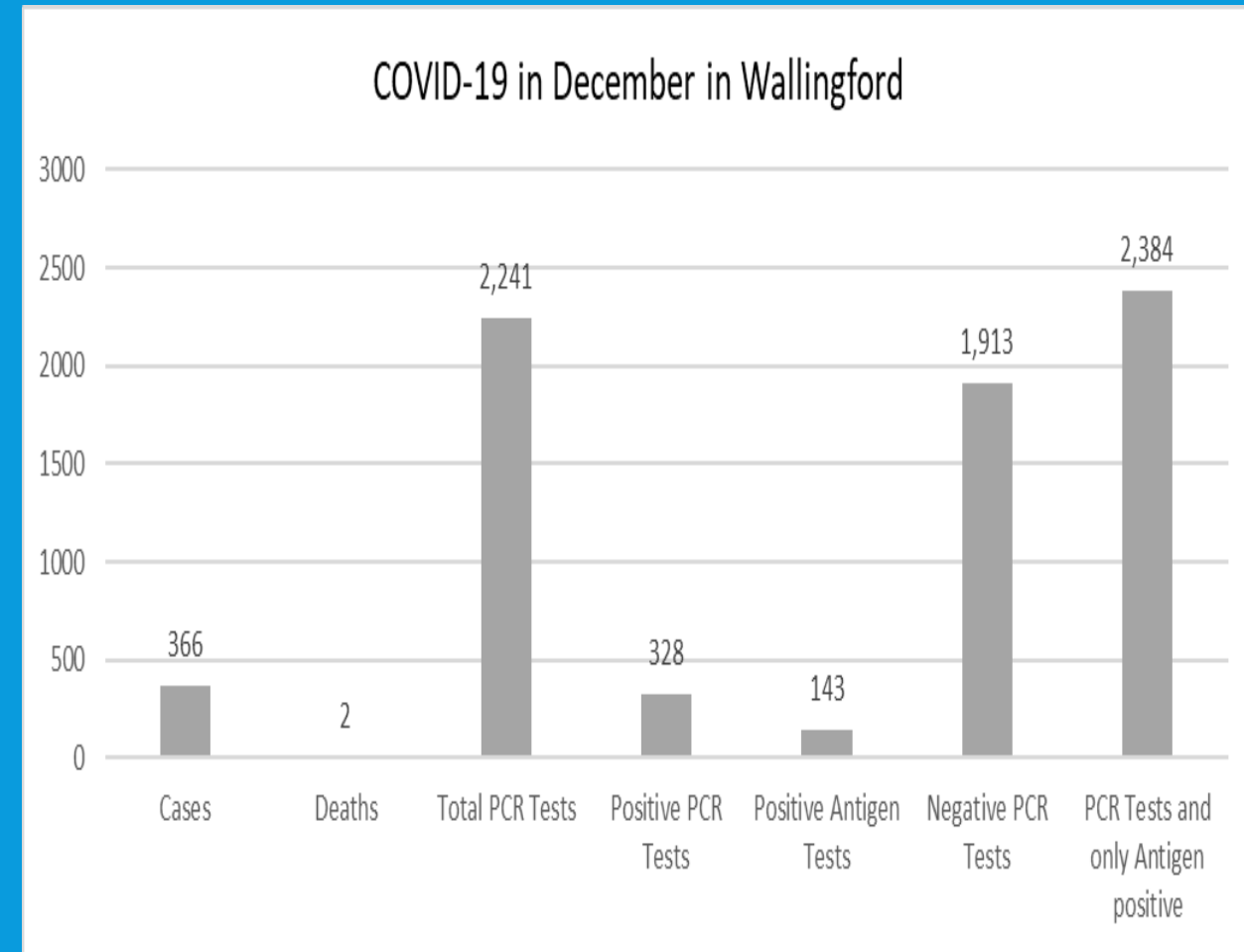




# COVID-19 IN WALLINGFORD IN DECEMBER, 2022

- In December, 2022, the Town of Wallingford reported:
  - 366 COVID-19 cases (12,843\*);
  - 2 fatalities (225\*);
  - 2,241 total number of PCT tests (251,167\*);
  - 328 positive PCR tests (13,834)\*;
  - 143 positive antigen tests (26,650\*);
  - 1,913 negative PCR tests (237,333\*);
  - 2,384 PCR tests and only positive antigen tests (224,517)\*.

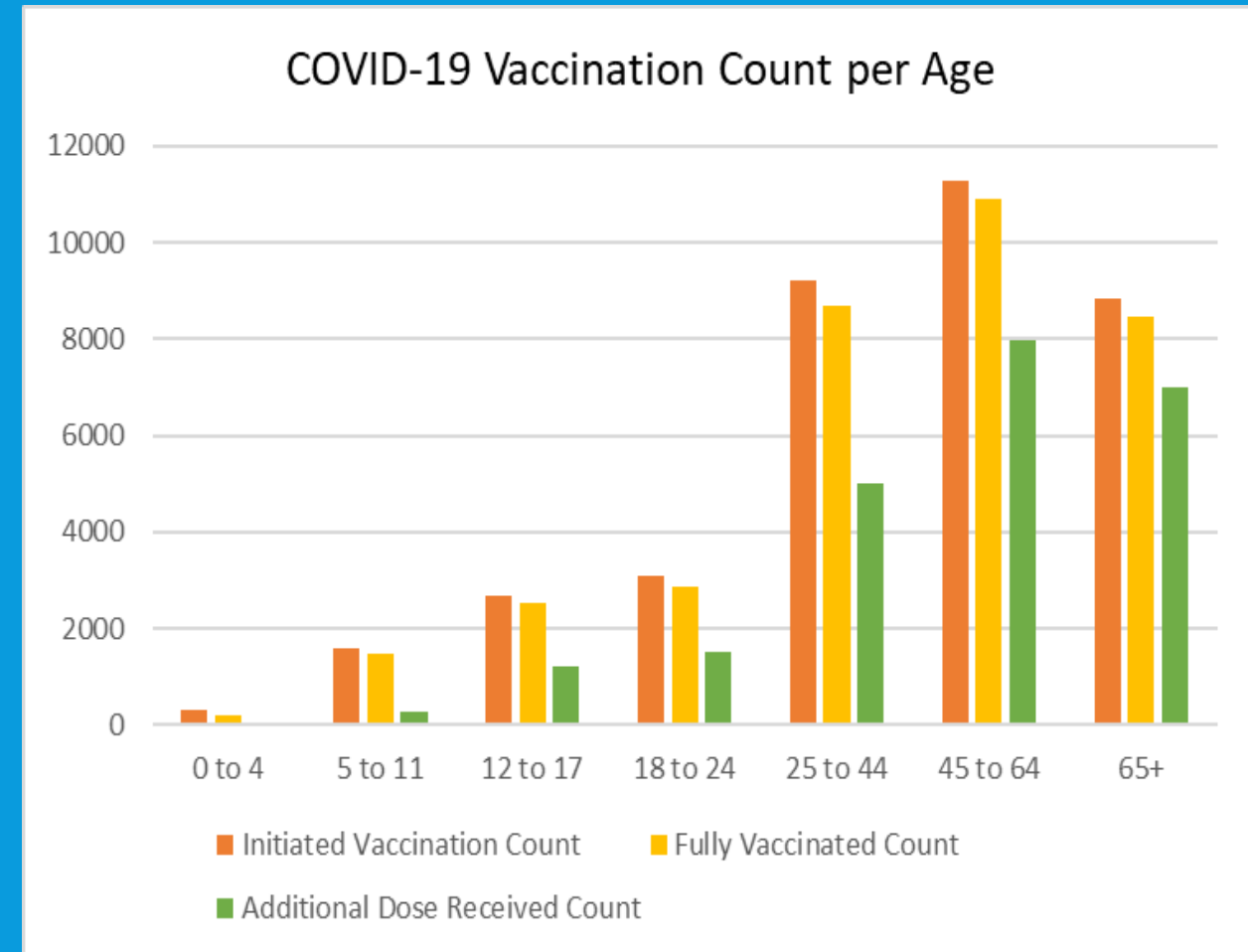
\*Numbers represent total count in Wallingford since the beginning of the COVID-19 pandemic.





# COVID-19 VACCINE IN WALLINGFORD IN DECEMBER, 2022

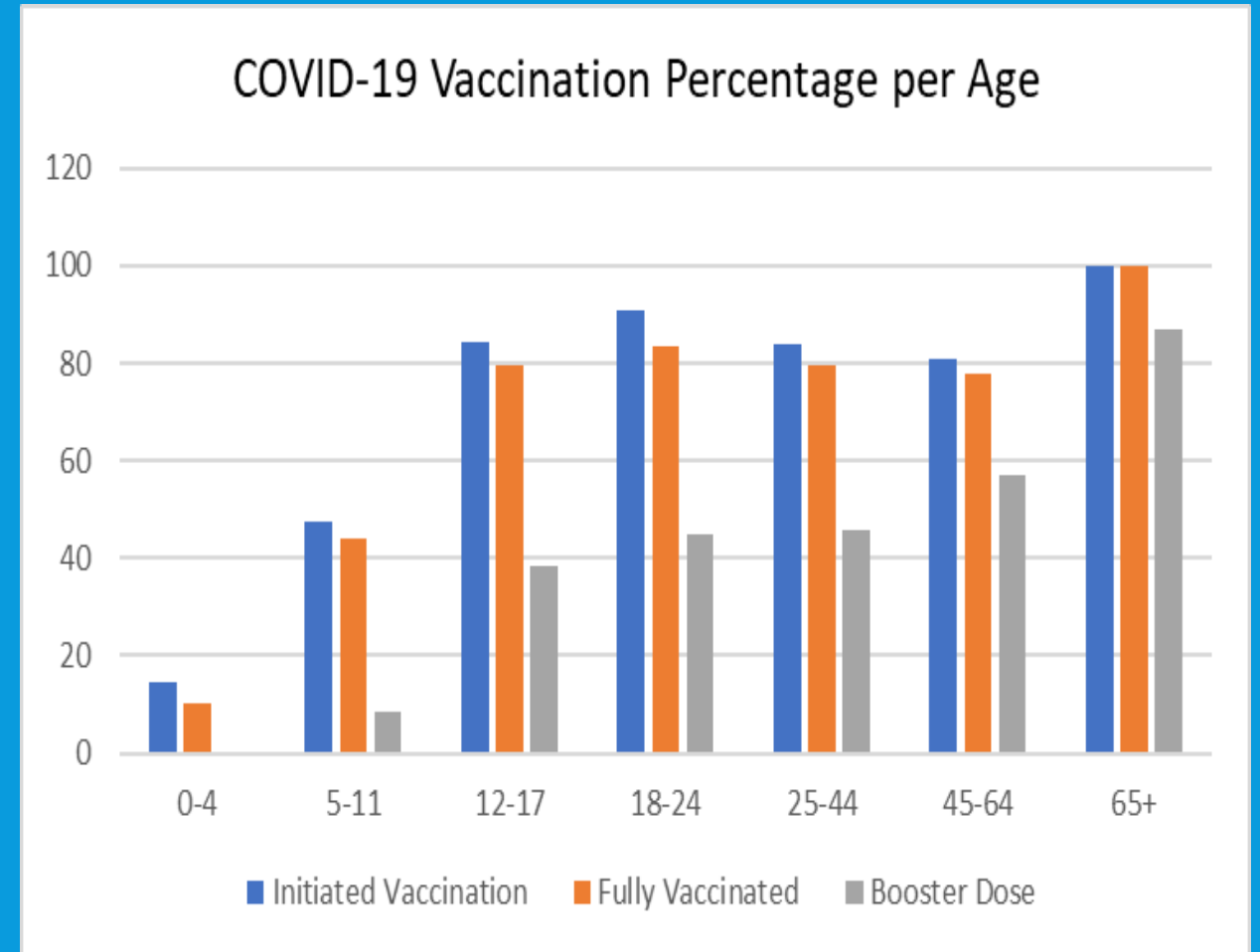
- In December, 2022, the Town of Wallingford reported:
  - 37,026 (83.53%) residents initiated their vaccine primary series;
  - 35,146 (79.29%) residents got fully vaccinated;
  - 23,016 (51.92%) residents received at least an additional booster dose.





# COVID-19 VACCINE IN WALLINGFORD IN DECEMBER, 2022

- As of December 28<sup>th</sup>, 2022, residents in Wallingford are:
  - Fully vaccinated: 79.29%
  - Up to date with COVID-19 vaccines: 64.49%
  - Received a booster dose: 51.92%
  - Received at least one dose of a COVID-19 vaccine: 83.53%
- The age group of fully vaccinated individuals, from highest percentage to lowest, are:
  - 65 and older: 100%
  - 18-24: 83.40%
  - 12-17: 79.62%
  - 25-44: 79.42%
  - 45-64: 78.04%
  - 5-11: 43.96%
  - 0-4: 10.40%



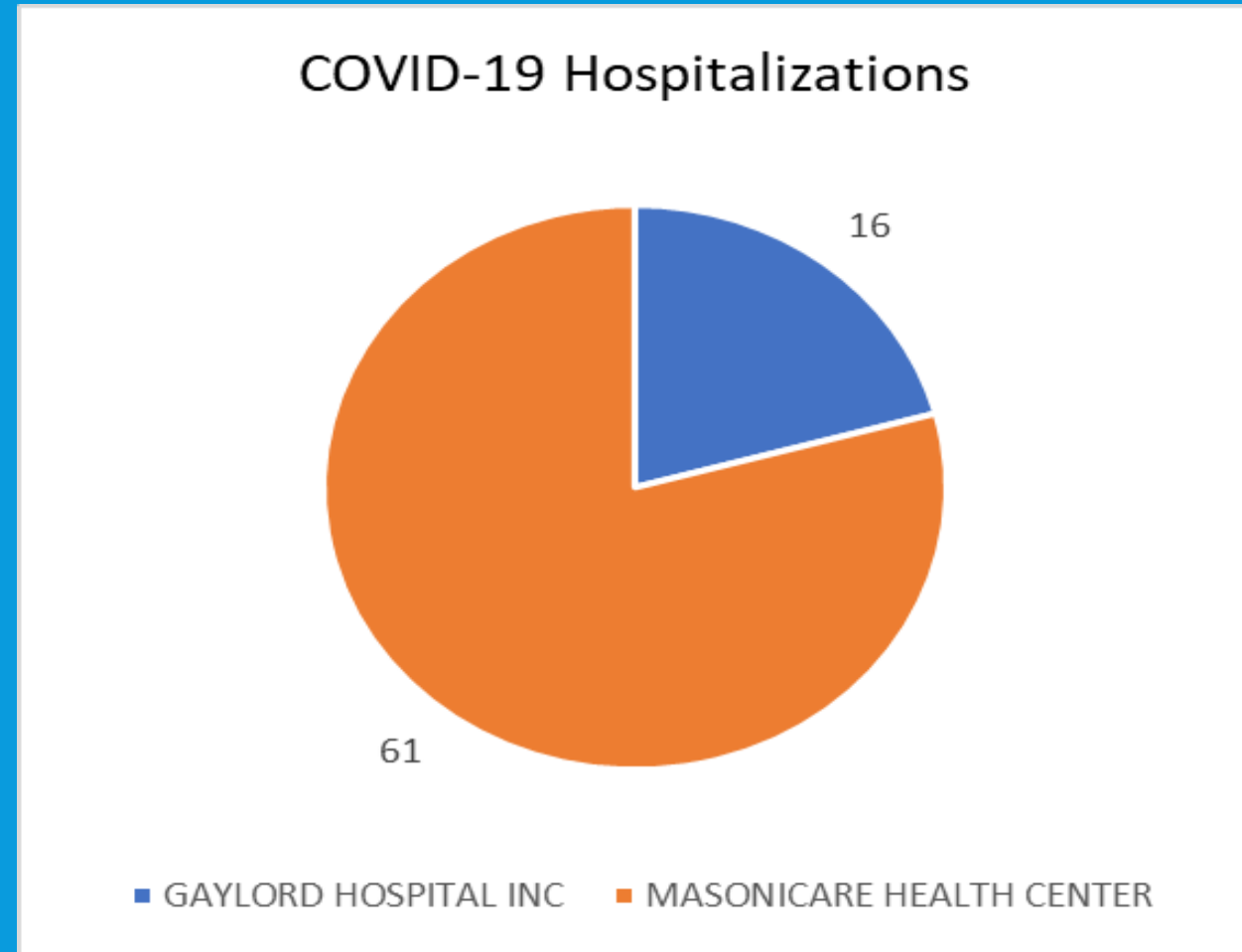


# COVID-19 HOSPITALIZATIONS AT WALLINGFORD HOSPITALS IN DECEMBER, 2022

- The Masonicare Health Center, a short-term rehabilitation center, had 61 adult patients hospitalized with COVID-19 in December, 2022.
- The Gaylord Hospital, a long-term hospital, had 16 adult patients hospitalized with COVID-19 in December, 2022.
- Both locations had no adult patients hospitalized in the ICU, and no pediatric patients hospitalized during the month of December.

\*Data is ongoing and subject to change

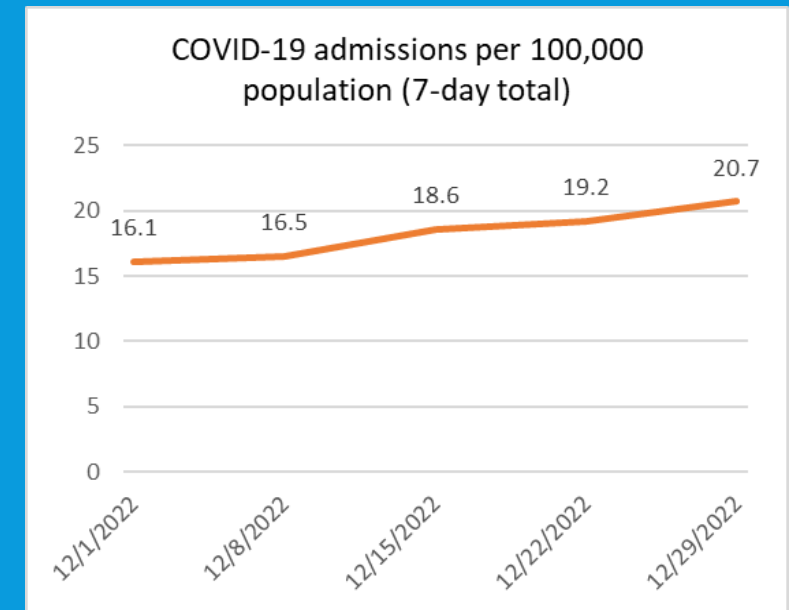
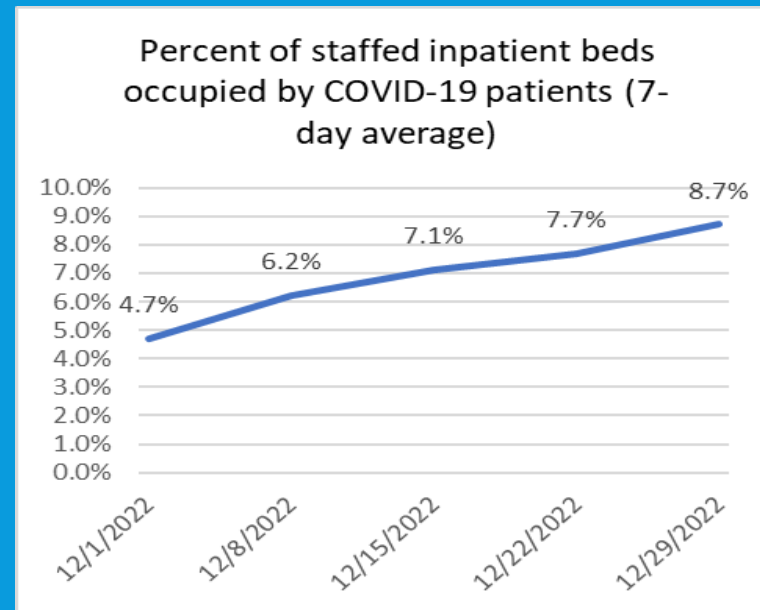
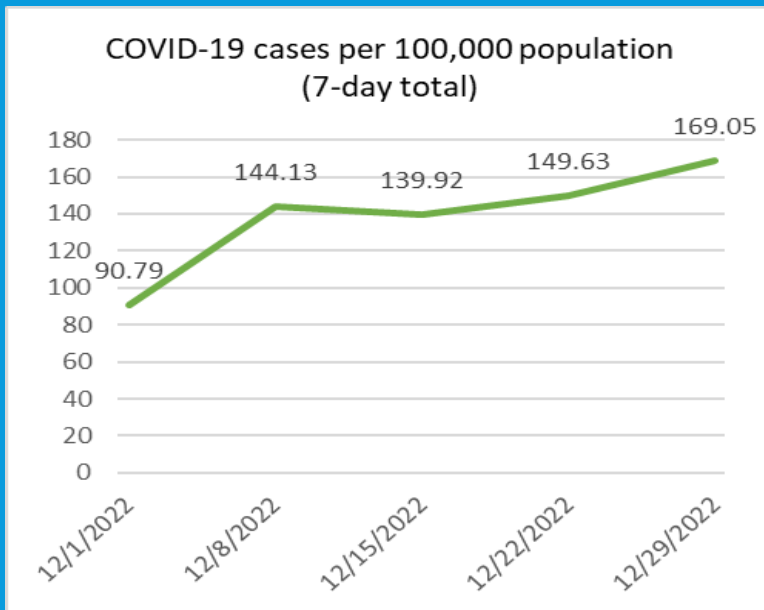
Source: DATA CT





# COMMUNITY LEVEL NEW HAVEN COUNTY IN DECEMBER, 2022

- Community levels represent CDC's approach to consolidating COVID-19 data for local regions to determine the next prevention steps.
- Local counties are rated as low, medium or high risk. These three categories are determined according to three variables (see graph's titles).
- The community level approach to data prioritizes the risk and prevention of severe illness.
- In December, 2022, the community level of New Haven County, remained at medium level for the whole month, except for the current week, which is high.





## Community Level of New Haven County

<b>Date of data release</b>	<b>Percent of staffed inpatient beds occupied by COVID-19 patients (7-day average)</b>	<b>New COVID-19 admissions per 100,000 population (7-day total)</b>	<b>New COVID-19 cases per 100,000 population (7-day total)</b>	<b>COVID-19 community level [Low, Medium, High]</b>
12/29/2022	8.7%	20.7	169.05	High
12/22/2022	7.7%	19.2	149.63	Medium
12/15/2022	7.1%	18.6	139.92	Medium
12/8/2022	6.2%	16.5	144.13	Medium
12/1/2022	4.7%	16.1	90.79	Medium



# ADDITIONAL INFORMATION ON THE COVID-19 PANDEMIC

For more information on COVID-19, call CT COVID-19 2-1-1 hotline.

Just dial 211 on your phone.

The [CT Virtual Assistant](#) and 2-1-1 info hotline are available 24-hours a day, 7 days a week.

Other languages are available.

**These services are for general questions about COVID-19.**

**\*\*If you're experiencing symptoms, contact your medical provider.**



# QUESTIONS OR CONCERNS?

Call: (203) 294-2065

or

E-mail: [health@wallingfordct.gov](mailto:health@wallingfordct.gov)

Access Wallingford Health Department Website:

<https://www.wallingfordct.gov/government/departments/healthdepartment/>