


Customer Information

April, May and June 2025



Office Hours: 8:00 a.m. to 5:00 p.m.

Monday through Friday

Customer Service: 203-949-2660

Emergency After Hours: 203-265-5055


377 South Cherry Street

Wallingford, CT 06492

Capital Projects

Water Division

In 2024, a contractor working for the Water Division completed installation of new water mains to replace aging water mains along Ivy, Jefferson, Parsons, and Grove Streets. A total of 2,964 linear feet of new water mains were activated with final paving and restoration to be completed in CY 2025.



Ivy Street - Replaced 6" ACP (Asbestos Cement Pipe) installed in 1945.

Jefferson Avenue - Replaced 6" CI (Cast Iron Pipe) installed in 1951.


Parsons Street - Replaced 6" ACP (Asbestos Cement Pipe) installed in 1951.

Grove Street - Replaced 6" CIL (Cast Iron Cement Lined Pipe) installed in 1950.

All were replaced with 8" DIP (Ductile Iron Pipe).

Sewer Division

CY 2024 saw the Sewer Divisions' Headworks Fine Screens Project bid, with award in February 2025. The Fine Screens Project will replace the existing circa 1987 1-inch opening screens with 1/4-inch opening screens and replacement of slide gates and the grease concentrator, along with electrical and HVAC upgrades, and installation of SCADA for monitoring and control.



The addition of the fine screens will prevent foreign material from migrating to the downstream wastewater treatment processes, improving the efficiency and effectiveness of the treatment plant, including biological nitrogen and phosphorus removal.

To view 2024's Water Quality Report please visit:

www.wallingfordct.gov/wwd.wq.ccr.2024

If you would like a hardcopy please call our office.



Bear's Corner

Peanut Butter and Pumpkin Dog Treats

Ingredients:

- 2 ½ Cups Whole Wheat Flour
- 2 Eggs
- ½ Cup Canned Pumpkin (*Not Pumpkin Pie Filling*)
- 2 Tablespoons Xylitol-Free Peanut Butter
- ½ Teaspoon Salt
- ½ Teaspoon Ground Cinnamon

Instructions:

1. Preheat oven to 350° F.
2. Whisk together the flour, eggs, peanut butter, salt and cinnamon in a bowl. Add water as needed to help make the dough workable though the dough should be dry and stiff.
3. Roll the dough into a ½ inch thick roll. Cut into ½ inch square pieces or use your favorite cookie cutter shapes.
4. Bake until hard, about 40 minutes. Cool on a wire rack.



Summer 2025 Construction Schedule

Paving

Water Main Contract No. 37

- Woodhouse Avenue
(between Center Street and Long Hill Road)

Water Main Contract No. 38

- Parsons Street
- Ivy Street
- Jefferson Street
- Grove Street

Pipe Manifold Upgrade

- Tyler Mill



Annual Flushing Program

The water distribution system is comprised of 19 zones that are flushed annually. Flushing of one zone typically takes about one week, weather permitting, unless it is stated otherwise in the notice.

Flushing typically begins in April and ends in November.

You may obtain this information by telephoning the Water Division office, checking the Town website (www.wallingfordct.gov) or by watching Government Access Cable Channel 20.



Payment Locations:

Tax Office Room 209
Wallingford Town Hall
45 South Main Street
9:00 a.m. – 4:15 p.m.

Drop Box
Wallingford Town Hall
Adjacent to Prince Street entrance

Water and Sewer Divisions
377 South Cherry Street
8:00 a.m. – 5:00 p.m.